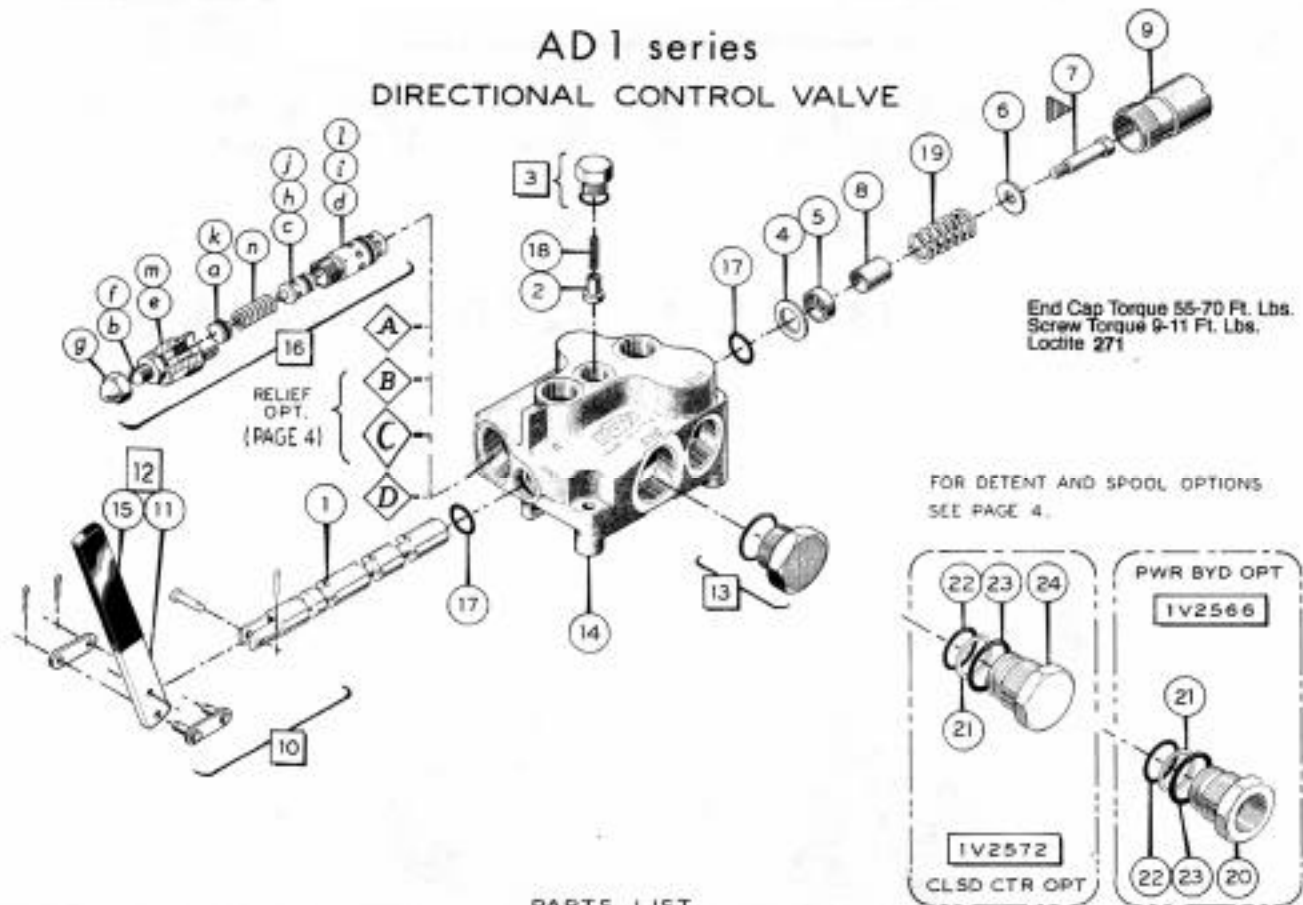


AD1 series DIRECTIONAL CONTROL VALVE



End Cap Torque 55-70 Ft. Lbs.
Screw Torque 9-11 Ft. Lbs.
Loctite 271

FOR DETENT AND SPOOL OPTIONS
SEE PAGE 4.

PARTS LIST

QTY	PART NO.	DESCRIPTION	QTY
1	1V2534 *	SPOOL, 4-WAY FLOAT	1
2	1V2550	POPPET, LOAD CHECK	1
3	1V2552	PLUG ASSY, LOAD CHECK	1
4	1V2553-60	SEAL RETAINER	1
5	1V2554	SPOOL COLLAR	1
6	1V2555	WASHER	1
7	1V2573	SPOOL END SCREW	1
8	1V2574	STOP COLLAR, SPOOL	1
9	1V2575	END CAP, 4-WAY	1
10	1V2597	PIN KIT	1
11	1V2589	HANDLE	1
12	1V2592	HANDLE & COVER KIT	1
13	1V2602	CONVERSION PLUG ASSY	1
14	1V3100 *	BODY	1
15	1A9116	HANDLE COVER	1
16	1R0155	RELIEF VALVE CARTRIDGE INCL:	1
a	1R0013	PISTON	1
b	1R0015	ADJUSTMENT SCREW	1
c	1R0020	POPPET	1
d	1R0130	BODY, LOWER	1
e	1R0145	BODY, UPPER	1
f	1A0569	NUT	1
g	1A0570	ACORN NUT	1
h	2A0007-11	BACK-UP	1
i	2A0007-15	BACK-UP	1

QTY	PART NO.	DESCRIPTION	QTY
1	j	2A0283-7011	O-RING
1	k	2A0283-7012	O-RING
1	l	2A0283-7015	O-RING
1	m	2A0283-9910	O-RING
1	n	2A9048-7	SPRING, 1500-3000 PSI
2	17	2A0283-7114	O-RING
1	18	2A9021-1	SPRING, LOAD CHECK
1	19	2A9074-1	CENTERING SPRING
2	—	2A0358-12	SHIPPING PLUG
2	—	2A0358-14	SHIPPING PLUG
0	—	2V0051	SEAL KIT

POWER BEYOND OPTION

1V2566 SLEEVE ASSEMBLY INCLUDES:

1	20	1V2565	SLEEVE
1	21	2A0007-016	BACK-UP
1	22	2A0283-7016	O-RING
1	23	2A0283-9914	O-RING

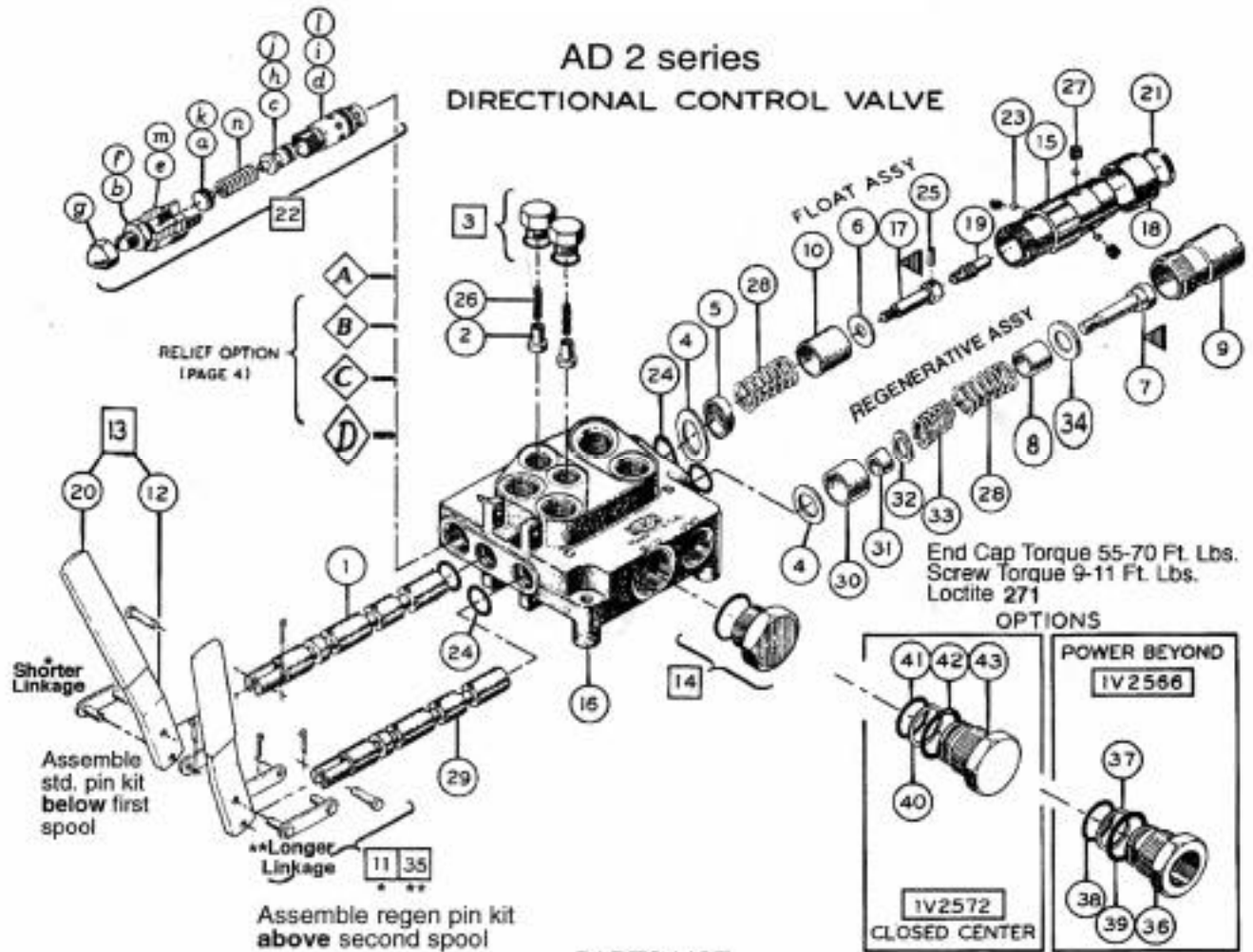
CLOSED CENTER OPTION

1V2572 PLUG ASSEMBLY INCLUDES:

1	21	2A0007-016	BACK-UP
1	22	2A0283-7016	O-RING
1	23	2A0283-9914	O-RING
1	24	1V2571	PLUG

* THE SELECT-FIT HONING PROCESS AT FACTORY, WHICH FITS A SPOOL TO AN INDIVIDUAL VALVE BODY, ELIMINATES THE POSSIBILITY OF ORDERING THE VALVE BODY OR SPOOL AS SEPARATE ITEMS.

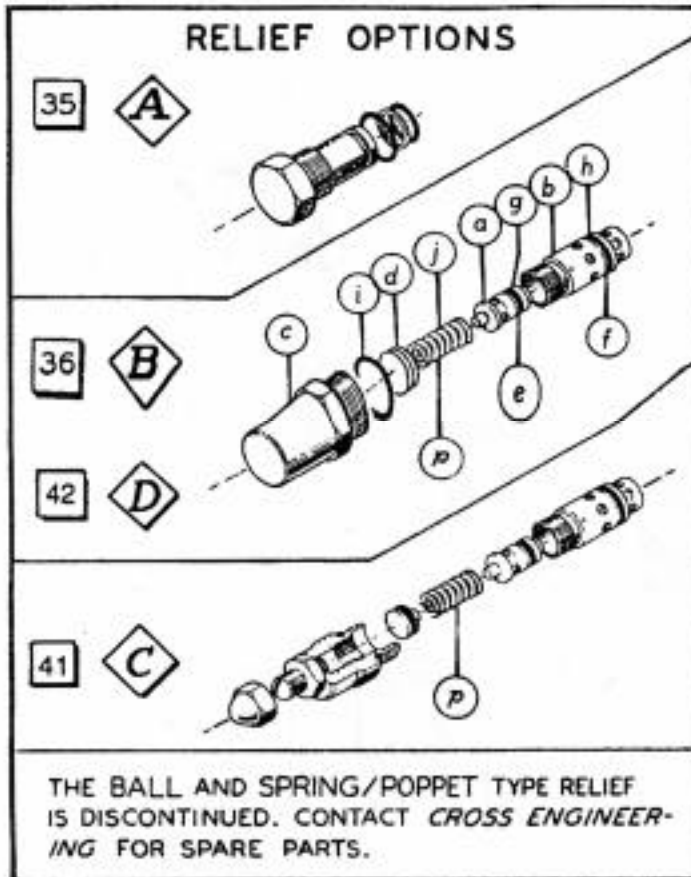
AD 2 series DIRECTIONAL CONTROL VALVE



PARTS LIST

QTY.	PART NO.	DESCRIPTION	QTY.	PART NO.	DESCRIPTION	QTY.
1	1V2534	SPOOL, 4-WAY FLOAT	1	J	2A0283-7011	O-RING
2	1V2550	POPPET, LOAD CHECK	2	k	2A0283-7012	O-RING
3	1V2552	PLUG ASSY, LOAD CHECK	2	l	2A0283-7015	O-RING
4	1V2553-60	SEAL RETAINER	2	m	2A0283-9910	O-RING
5	1V2554	SPOOL COLLAR	1	n	2A9048-7	SPRING, 1500-3000 PSI
6	1V2555	WASHER	1	23	2A0017-6	BALL
7	1V2567	END SCREW, REGEN	1	24	2A0283-7114	O-RING
8	1V2577	SPOOL STOP, REGEN	1	25	2A0493-407	ROLL PIN
9	1V2564	END CAP, REGEN	1	26	2A9021-1	SPRING, LOAD CHECK
10	1V2581	SPOOL STOP COLLAR, FLOAT	1	27	2A9024-5	DETENT SPRING
11	1V2597	PIN KIT	1	28	2A9074-1	CENTERING SPRING
12	1V2599	BENT HANDLE	2	29	1V2545	SPOOL, REGEN
13	1V2600	HANDLE & COVER KIT	2	30	1V2570	SPOOL COLLAR, REGEN
14	1V2602	CONVERSION PLUG ASSY.	1	31	1V2568	SPACER, REGEN
15	1V2612	END CAP, DETENT	1	32	1V2576	WASHER, REGEN
16	1V2615*	BODY	1	33	2A9042-5	SPRING, AD DETENT
17	1V2670	END SCREW, DETENT	1	34	1V2569	WASHER, REGEN SPRING
18	1V2671	SLEEVE, DETENT	1	35	1V2548	PIN KIT, REGEN
19	1V2672	DETENT STEM, FLOAT	1	-	2A0353-14	SHIPPING PLUG
20	1A9116	HANDLE COVER	2	-	2A0353-14	SHIPPING PLUG
21	1A9045	RETAINING RING	1		2V0050	SEAL KIT
22	1R0155	RELIEF VALVE CARTRIDGE	1	1V2565 P/B SLEEVE ASSEMBLY INCLUDES:		
a	1R0013	PISTON	1	36	1V2585	SLEEVE
b	1R0015	ADJUSTMENT SCREW	1	37	2A0007-016	BACK-UP
c	1R0020	POPPET	1	38	2A0283-7016	O-RING
d	1R0130	BODY, LOWER	1	39	2A0283-9914	O-RING
e	1R0145	BODY, UPPER	1	1V2572 CC PLUG ASSEMBLY INCLUDES:		
f	1A0569	NUT	1	40	2A0007-016	BACK-UP
g	1A0570	ACORN NUT	1	41	2A0283-7016	O-RING
h	2A0007-011	BACK-UP	1	42	2A0283-9914	O-RING
i	2A0007-015	BACK-UP	1	43	1V2571	PLUG

OPTIONS FOR AD1 AND AD2 SERIES



AD DETENT KITS

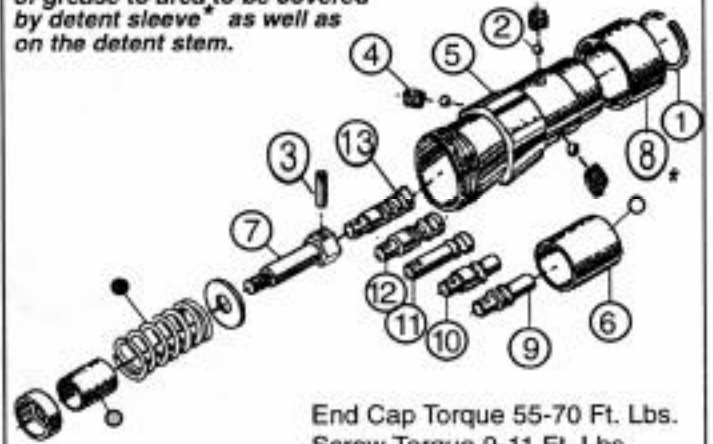
NOTE:

○ Float option only

● Not used for float option

● Spring not used for 3-position option

Prior to assembly, apply a film of grease to area to be covered by detent sleeve* as well as on the detent stem.



End Cap Torque 55-70 Ft. Lbs.
Screw Torque 9-11 Ft. Lbs.
Loctite 271

○	PART NO.	DESCRIPTION	QTY.
RELIEF OPTIONS			
35	A 1R0035	RELIEF PLUG ASSEMBLY	1
		NO RELIEF (USE <i>opt.</i> C.C. OPT.)	
36	B 1R0165	NON-ADJ. RELIEF VALVE INCL	
	a 1R0020	POPPET	1
	b 1R0130	BODY, LOWER	1
	c 1R0160	BODY, UPPER	1
	d 1A05B7	SHIM	AS NEEDED
	e 2A0007-011	BACKUP	1
	f 2A0007-015	BACKUP	1
	g 2A0283-7011	O-RING	1
	h 2A0283-7015	O-RING	1
	i 2A0283-9910	O-RING	1
	j 2A9048-7	SPRING, 1500 - 3000 psi	1
41	C 1R0150	ADJ. DIFF. RELIEF	1
	IDENTICAL TO 18 ON PAGE 2, EXCEPT FOR :		
	p 2A9048-6	SPRING (500-1500 PSI)	1
42	D 1R0164	NON ADJ. RELIEF CART.	1
	IDENTICAL TO 36 B EXCEPT FOR :		
	p 2A9048-6	SPRING (500-1500PSI)	1

○	PART NO.	DESCRIPTION	QTY.
1	1A9045	RETAINING RING	1
2	2A0017-6	BALL, DETENT	3
3	2A0493-407	ROLL PIN	1
4	2A9024-5	SPRING, DETENT	3
5	1V2612	END CAP, DETENT	1
6	1V2581	SPOOL STOP, FLOAT	1
7	1V2670	END SCREW, DETENT	1
8	1V2671	SLEEVE, DETENT	1
9	1V2672	DETENT STEM, FLOAT	1
10	1V2673	DETENT STEM, IN	1
11	1V2674	DETENT STEM, OUT	1
12	1V2675	DETENT STEM, 2 POS.	1
13	1V2676	DETENT STEM, 3-POS.	1
<i>Note: Order by Kit Number</i>			
	1V2680	DETENT KIT, 1 POS. OUT	1
	1V2681	DETENT KIT, 1 POS. IN	1
	1V2682	DETENT KIT, 2 POS.	1
	1V2683	DETENT KIT, 3 POS.	1
	1V2684	DETENT KIT, FLOAT	1

CROSS MANUFACTURING INC. RESERVES THE RIGHT TO DISCONTINUE PRODUCTS AND/OR CHANGE DESIGN, SPECIFICATIONS OR PRICES AT ANY TIME WITHOUT INCURRING ANY OBLIGATION.

SEE FM VAD SPECIFICATION SHEET FOR DIMENSIONAL DATA AND ORDERING INFORMATION.